


ERGONOMICS  
AND HEALTH  
IN MODERN  
OFFICES

AIC  
1217



Edited by  
E. Grandjean



184-1



✓ The effects of sealed office buildings on the ambient environment of office workers <i>E.M. Sterling, E.D. McIntyre and T.D. Sterling</i> .....	70
Noise, lighting and climate inside different office work places <i>G. Costa, P. Apostoli and A. Peretti</i> .....	77
Possible hazards from laser printers <i>A. Sonnino and I. Pavan</i> .....	82
Environmental design trends for modern office work <i>P.G. Cane, P.F. Casre, E. Tamagno and E. Tintori Pisano</i> .....	86
How to measure and evaluate the thermal environment <i>N.K. Christensen and B.W. Olesen</i> .....	92
From evaluation to user functional requirements <i>G. Davis and F. Szigeti</i> .....	100
<b>Section B. Field studies on VDT operators</b> .....	105
The magic of control groups in VDT field studies <i>T. Läubli and E. Grandjean</i> .....	105
Health aspects of VDT operators in the newspaper industry <i>K. Nishiyama, M. Nakaseko and T. Uehata</i> .....	113
Ergonomic studies on computer aided design <i>G.H. van der Heiden, U. Bräuninger and E. Grandjean</i> .....	119
Predictors of strain in VDT-users and traditional office workers <i>S.L. Sauter</i> .....	129
Experiences of routine technical measurement analysis of VDT working places in the field of occupational health service <i>R. von Kiparski</i> .....	136
The development of a relevant ergonomic checklist for designers of the new technology office <i>J. O'Neill and R. Birnbaum</i> .....	141
Health hazards of VDTs <i>R. Pineault and D. Berthelette</i> .....	146
<b>Section C. Cognitive aspects, software and job design</b> .....	153
Software ergonomics <i>T.F.M. Stewart</i> .....	153
Quality of working life and the introduction of new technology into the office <i>R.G. Sell</i> .....	160
From work analysis to system design <i>L. Pinsky</i> .....	165
Task analysis in applying software design principles <i>K.L. Kessel</i> .....	170
Cognitive complexity related to image polarity in the aetiology of visual fatigue <i>S.E. Taylor, B.W. McVey and W.H. Emmons</i> .....	175
Stress as a function of increased cognitive load at a VDT <i>W. Barfield</i> .....	181

Erg  
in I

Edi

This  
curr  
effec  
mod  
pres  
Conf  
Mod  
7-9 N  
Area:

- Th
- Fi
- Cc  
de
- Vi
- Vi
- Po:
- Evi  
woi
- Opl
- Pos

ISBN 0

ACC 1217



## *The Effects of Sealed Office Buildings on the Ambient Environment of Office Workers*

E.M. STERLING, E.D. MCINTYRE AND T.D. STERLING  
Building Research, TDS Limited, 70-1057 West 12th Ave, Vancouver BC,  
Canada V6J 2E2

### **Abstract**

We have recently completed a review of 116 investigated incidents of building illness among office workers in North America and 27 buildings selected for investigations for reasons other than building illness. Data extracted from these 143 studies form a valuable archive of information about the pollutant levels observed in buildings with and without persistent health and environment-related complaints.

One hundred and thirty-six different pollutants have been measured in more than one building. Pollutant levels in these buildings turned out to be no higher than levels measured in similar buildings with no record of health-related complaints. Also pollutant levels do not seem to be affected by office smoking policies. There is some evidence that relatively high levels of indoor organic fractions provide a source for the formation of irritating photochemical oxidants. This process may be enhanced by ultraviolet emissions of fluorescent lighting.

### *1. Introduction*

Paralleling reductions in ventilation undertaken to conserve energy has been an increase of requests for health hazard evaluations initiated by occupants of sealed, air-conditioned buildings who believe their office or work environment to be hazardous and their symptoms to be building related. In fact, the term 'building illness' has been suggested for these incidents. A large number of reports from such investigations may now be available in the United States and Canada in addition to similarly motivated European and Japanese studies and present a potentially invaluable source of information on building ventilation, industrial hygiene measures, indoor air quality, health and occupant comfort.

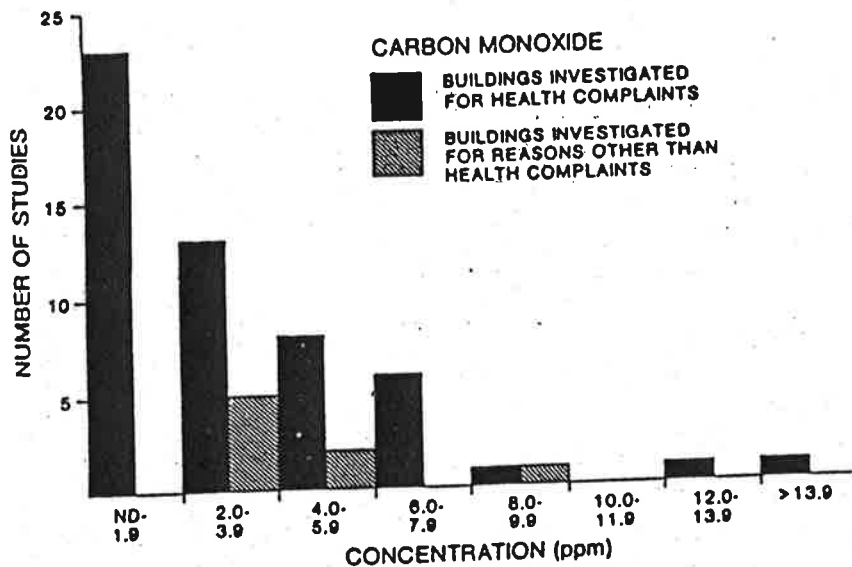
This report is based on the information obtained from 143 building studies made available through the US National Institute for Occupational Safety and Health, the Centres for Disease Control and other investigators.

## 2. Air Quality in Working Buildings

There are a small number of incidents of building illness for which a clear-cut cause can be established. Elimination of that cause also eliminates the health related complaints. Respiratory symptoms were related to toxic dusts left as detergent residues from industrial carpet shampoos (Kreiss, 1981). Burning eyes, coughing, breathing difficulties, nausea and dizziness were traced to formaldehyde off-gassing from interior materials (Makower, 1981). Possibly, the most notorious and dangerous examples have been outbreaks of Legionnaire's disease and hypersensitivity pneumonitis linked to viruses, bacteria and fungi from air ventilation and hot water systems (Broome, 1979; Salvaggio, 1979; Banaszak, 1970; Fink, 1971). However, most studies of incidents of building illness failed to locate a direct cause for the experienced symptoms of discomfort and illness.

Most studies of buildings with illness complaints seem to have explored the possibility that heightened levels of indoor pollutants were the cause of the problems and obtained a series of measurements of at least indicators of pollution levels such as carbon dioxide, carbon monoxide, formaldehyde, ozone and particulates. Similar measures were obtained also from buildings studied for reasons other than comfort or illness problems. Information contained in 143 such investigations has been extracted so far into a computer-based data archive. One hundred and sixteen investigations were undertaken of buildings troubled by health and comfort complaints and 27 investigations were conducted for research purposes. 132 different chemicals and 12 other observations such as noise or bacteria are cited at least once. The archive contains an adequate number of measurements for many pollutants to provide information on the pattern of pollutant levels found in modern sealed buildings.

FIGURE 1. Carbon monoxide and buildings investigated for health complaints.





The distributions of pollution levels of all buildings are strongly skewed toward low values. Distributions of observed concentrations of pollutants overlap between the 116 buildings investigated for health and the 27 buildings investigated for reasons other than health. Figures 1 and 2 show the typical distribution of concentrations and overlap for both carbon monoxide and particulates. Similar distributions of concentrations are observed for all other pollutants (not shown here). It may be concluded, therefore, that pollution levels in buildings investigated for health complaints do not differ from those found in buildings investigated for other reasons. For purposes here, all buildings are combined.

FIGURE 2. Particulates and buildings investigated for health complaints.

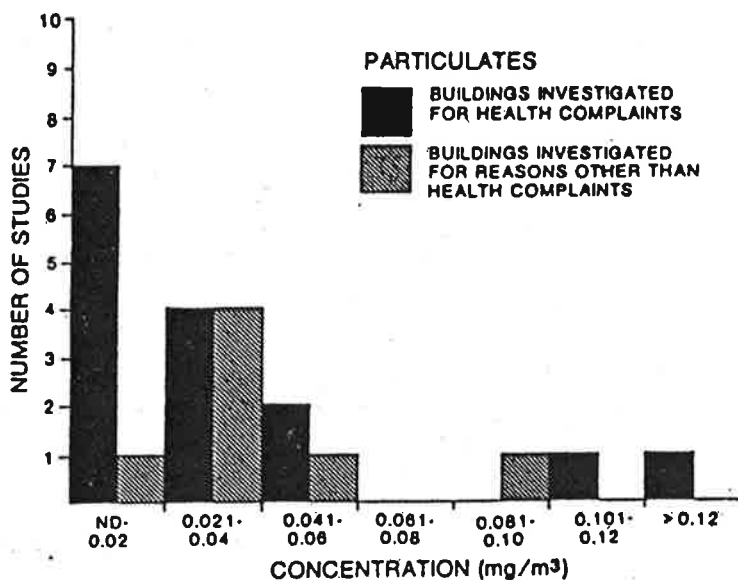


Table 1 presents information for those 16 most frequently measured pollutants from 143 buildings; it shows the number of buildings from which data points were obtained and the median levels measured. (Medians are given to adjust for the many reports of 'not detectable' (ND) levels, which in most cases may represent levels lower than the sensitivity of measurement procedures, and of 'trace', for which no value can be assigned.)

The average value of pollutants reported in modern buildings does not exceed levels deemed to be hazardous by occupational or industrial standards. Many occurred in such low levels that no detectable (ND) or barely detectable (trace) amounts could be found. The carbon monoxide median level was 2.54 p.p.m. based on 61 buildings. The carbon dioxide median level of 400 p.p.m. was based on 26 buildings. The particulate median level of 0.029 mg/m<sup>3</sup> was based on 22 buildings. Formaldehyde was measured in 44 buildings with

a median value of 0.02 p.p.m.. In general, measured levels of indoor pollutants were no larger than those already reported in the literature. The many reports that have measured but not detected various pollutants indicate that these pollutants occur, if they do, in values not now considered hazardous. The same is true of the many other pollutants measured in only one or two buildings and not listed in Table 1.

TABLE 1. *Average levels of 17 pollutants measured most frequently in buildings investigated for health complaints.*

Pollutant	All buildings	Number of reports
Acids	ND <sup>a</sup>	14
Aldehydes <sup>b</sup>	ND	8
Amines	ND	10
Ammonia	ND	9
Aromatic hydrocarbons <sup>c</sup>	Trace	55
Carbon dioxide	400 p.p.m.	26
Carbon monoxide	2.54	61
Formaldehyde	0.02 p.p.m.	44
Hydrazine	ND	6
Hydrogen sulphide	ND	9
Hydrocarbons	Trace	77
Metals	Trace	8
Nitrous and nitric oxides	ND	31
Nitrogen dioxide	ND	13
Ozone	ND	27
Particulates	0.029 mg/m <sup>3</sup>	22
Sulphur dioxide	ND	20

<sup>a</sup> Where the median equals ND or trace, over 50% of investigators tested for that pollutant and reported ND or trace amounts.

<sup>b</sup> Not including formaldehyde.

<sup>c</sup> Hospitals not included here.

Contaminant levels in buildings with and without smoking restrictions were also compared to determine the added burden tobacco smoke might contribute to indoor air quality. Both comparison of median levels and of detailed graphs of range distributions (not shown here) showed no significant difference between buildings where smoking was allowed and where it was restricted or prohibited (Table 2).

### 3. Discussion

All buildings with health related complaints were sealed structures depending on mechanical ventilation and air-conditioning for thermal comfort and air quality and all appear to be lit by fluorescent lights. One possible hypothesis explaining the incidents of building

related symptoms occurring in some sealed buildings is that, as in a sealed test tube, the many pollutants present, especially hydrocarbon vapours, interact and combine to create irritating byproducts similar to photochemical smog. Smog measured outdoors has been shown to be associated with a symptom complex similar to that reported in building illness studies, especially the ever present eye, nose and throat irritation. Photochemical smog also has been shown to be related to many of the same vapours, nitrates and enzymes found inside buildings (Altshuler, 1978). It is also known that the formation of photochemical oxidants is accelerated by ultraviolet light. Many fluorescent lamps in buildings have detectable ultraviolet emissions (Duro Test Corp., 1978).

TABLE 2. Average levels of 17 pollutants measured most frequently in buildings investigated for health complaints categorized by smoking restriction.

Pollutant	Buildings with no smoking restrictions	Number of reports	Buildings with smoking restrictions	Number of reports
Acids	ND	13	ND	1
Aldehydes <sup>a</sup>	ND	7	0.052 mg/m <sup>3</sup>	1
Amines	ND	10	-	0
Ammonia	ND	8	ND	1
Aromatic hydrocarbons <sup>b</sup>	Trace	54	0.82 mg/m <sup>3</sup>	1
Carbon dioxide	440 p.p.m.	23	613 p.p.m.	3
Carbon monoxide	2.31 p.p.m.	52	4.0 p.p.m.	9
Formaldehyde	0.021	39	ND	5
Hydrazine	ND	4	ND	2
Hydrocarbons	Trace	75	ND	2
Hydrogen sulphide	ND	8	ND	1
Metals	Trace	7	ND	1
Nitrous and nitric oxides	ND	29	13 p.p.b.	2
Nitrogen dioxide	ND	13	-	0
Ozone	ND	23	0.015 p.p.m.	4
Particulates	0.036 mg/m <sup>3</sup>	20	0.021 mg/m <sup>3</sup>	2
Sulphur dioxide	ND	17	0.011 p.p.m.	3

<sup>a</sup> Not including formaldehyde.

<sup>b</sup> Hospitals not included here.

Recent measurement studies by Turiel *et al.* (1982), Hicks (1980), and Hollowell and Miksch (1981) provide additional support by demonstrations that the number and concentration of organic contaminants in tight buildings with complaints exceeded that of outdoor air.

All the necessary conditions exist in offices to produce photochemical smog. Experimental evidence for formation of photochemical smog also is offered by Sterling and Sterling (1983). An office floor was experimentally manipulated. While eye irritation decreased in areas when either fresh air was increased or fluorescent lights were replaced, there was a



dramatic improvement when fresh air was increased and ultraviolet levels were reduced simultaneously. Eye irritation returned to previous prevalence when the original conditions of lighting and ventilation were restored.

#### 4. Conclusion

There is a significant amount of information now available on the many architectural and engineering factors which affect the health and comfort of office workers. It is becoming evident that totally sealed buildings dependent on sophisticated mechanical systems have been unable to provide acceptable conditions for human occupation without unacceptable energy costs.

A new ergonomic architecture that is responsive to human health and comfort in addition to energy conservation, new technology and new materials is now required for design of office buildings fit for human occupation.

#### References

- American Society of Heating, Refrigerating and Air Conditioning Engineers, 1974, *Energy Conservation in New Building Design*, ASHRAE Standard 90-75, New York.
- Altshuller, A.P., 1978, Assessment of the contribution of chemical species to the eye irritation potential of photochemical smog. *Journal of the Air Pollution Control Association*, 28, 594-598.
- Banaszak, E.F., Thiede, W.H. and Fink, J.N., 1970, Hypersensitivity pneumonitis due to contamination of an air conditioner. *New England Journal of Medicine*, 283, 271-276.
- Broome, C.V. and Fraser, D.W., 1979, Epidemiologic aspects of Legionellosis. *Epidemiologic Reviews*, 1, 1-16.
- Duro-Test Corp., 1978, Vita-Lite, sunlight indoors from DuroTest. Corporation form 724-7811u5M.
- Fink, J.N. et al., 1971, Interstitial pneumonitis due to hypersensitivity to an organism contaminating a heating system. *Annals of Internal Medicine*, 74, 80-83.
- Hicks, J.B., 1980, *Tight Building Syndrome: Summary*. San Rafael California, Firemen's Fund Insurance Companies, Sacramento, California.
- Hollowell, C.D. and Miksch, R.R., 1981, Sources and concentrations of organic compounds in indoor environments. *Bulletin of the New York Academy of Medicine*, 57, 962.
- Karapinski, V.J., 1980, *Formaldehyde in Office and Commercial Environments*, Indiana State Board of Health, Indianapolis, Indiana.
- Kreiss, K., Gonzalez, M.G., Conwright, K.I. and Scheere, A.R., 1981, Respiratory irritation due to carpet shampoos. *Proceedings International Symposium on Indoor Pollution, Health and Energy Conservation*, 13-16 October, University of Massachusetts, Amherst, Massachusetts.
- Makower, J., 1981, *Office Hazards: How Your Job Can Make You Sick* (Washington, DC: Tilden Press).
- Salvaggio, J.E. and Karr, R.M., 1979, Hypersensitivity pneumonitis: state of the art. *Chest*, 75, 270-274.
- Schmidt, H.E., Hollowell, C.D., Miksch, R.R. and Newton, A.S., 1980, Trace organics in offices. Building Ventilation and Indoor Air Quality Program, Energy and Environment Division, Lawrence Berkeley Laboratory, University of California, Berkeley.



- Sterling, E. and Sterling, T., 1984. The impact of different ventilation levels and fluorescent lighting types on building illness: an experimental study. *Canadian Journal of Public Health* (in press).
- Sterling, T.D. and Sterling E.M., 1984, Comparison of non-smokers' and smokers' perceptions of environmental conditions and health and comfort symptoms in office environments with and without smoking. This vol., pp.34-40.
- Turiel, I., Hollowell, C.D., Miksch, R.R., Rudy, J.V., Young, R.A., and Coye, M.J., 1982, The effects of reduced ventilation on indoor quality in an office building, *Atmospheric Environment*, 17, 51-64.