

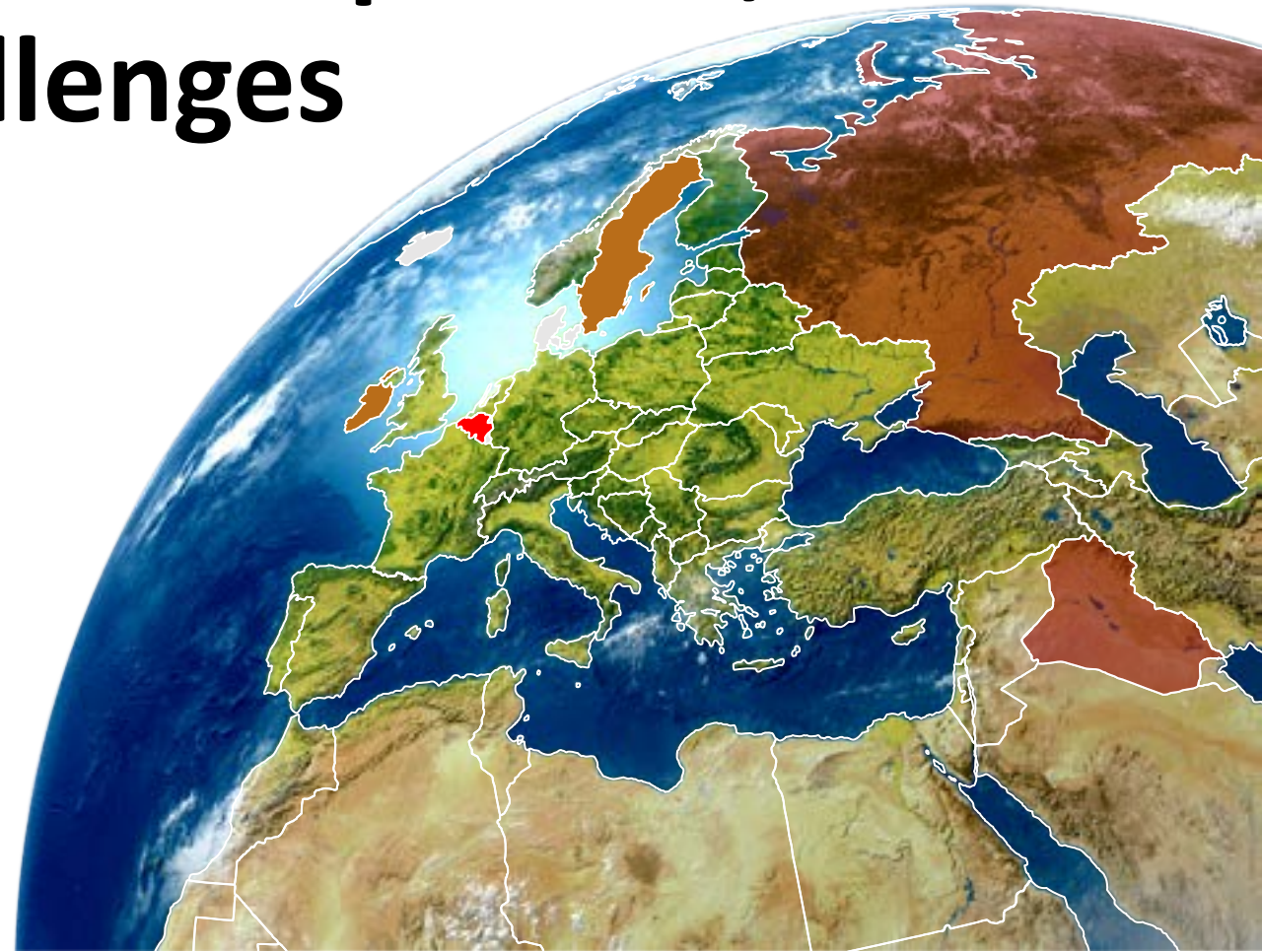
# Quality and compliance of ventilation systems: ongoing developments, lessons learnt, future challenges

**Peter Wouters**

**Manager INIVE EEIG**

International Network for Information  
on Ventilation and Energy Performance

**INIVE**





**You expect a reliable label**

**... and you expect a good quality**

**You expect a reliable label**



**... and you expect a good quality**



**... and you expect a good quality**

**You expect the presence of  
a ventilation system**



**... and you expect good performances (air flow, acoustics, IAQ, energy, ...)**





# EU QUALICHeCK project (2014-2017)

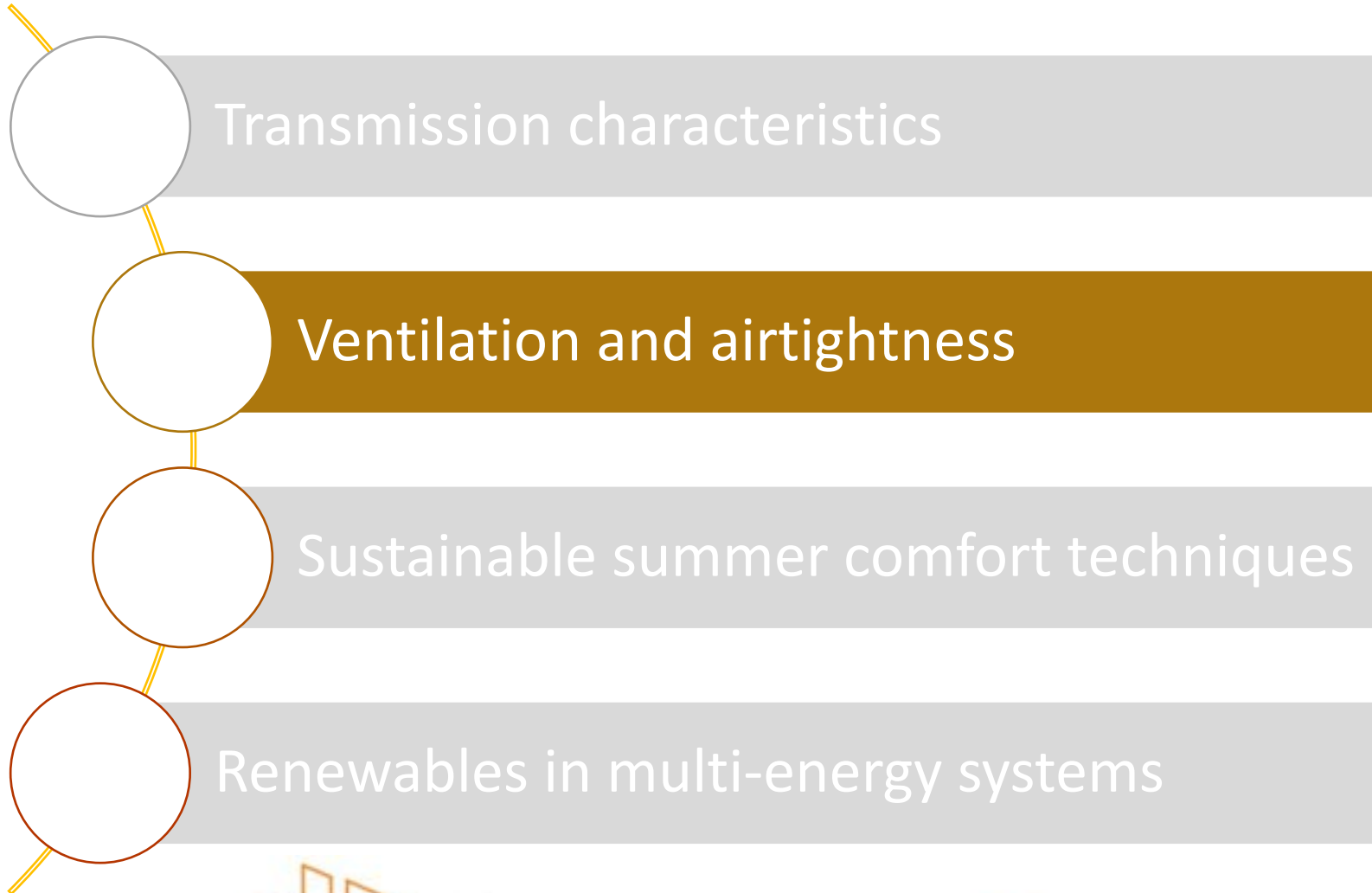
## QUALICHeCK project had 2 objectives...

- *To set up a series of actions which should result in more attention and practical initiatives for actual compliance with the claimed energy performance for new and renovated buildings*  
*i.e. 'Boundary conditions which force people to do what they declare';*
- *To set up a series of actions, which should result in more attention and practical initiatives for achieving a better quality of the works,*  
*i.e. 'Boundary conditions which stimulate and allow the building sector to deliver good quality of the works'.*

# QUALICHeCK products and outcomes

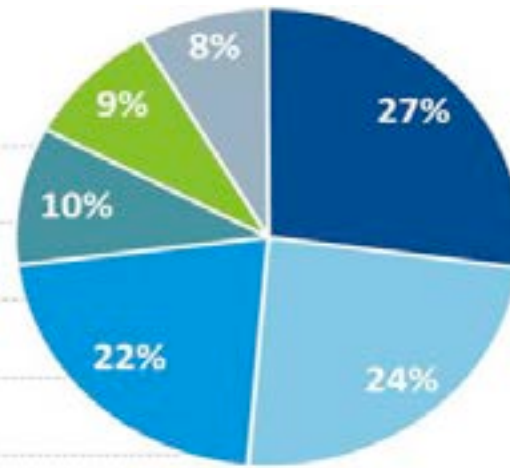
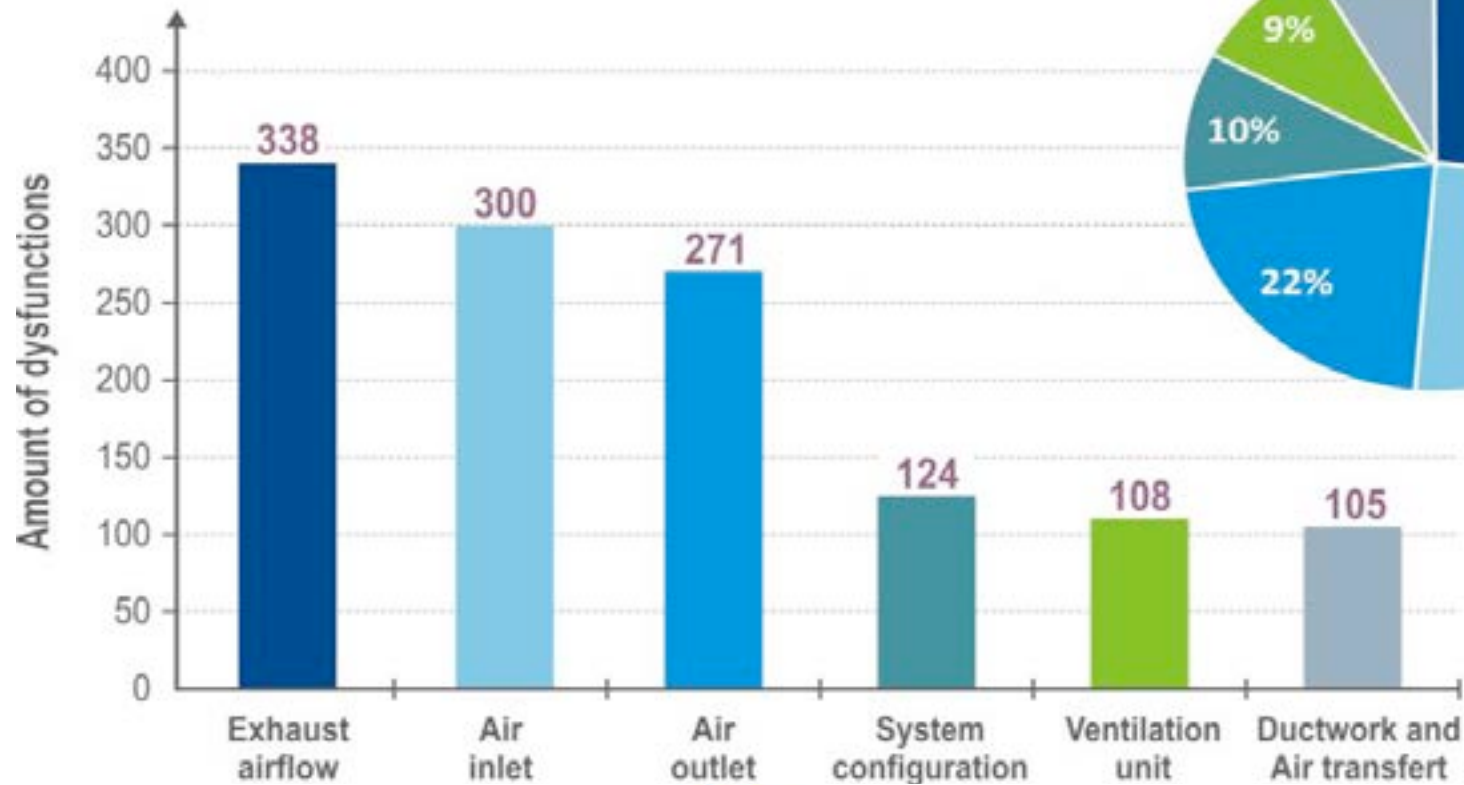
- 1** About the status on the ground...
- 2** About interesting approaches...
- 3** About guidance for improvements

# 4 focus areas in QUALICHeCK



# Example from FRANCE: Quality of ventilation systems in 1.287 new dwellings

Total non-compliance or dysfunctions observed: 1246



**44 % of multi-family dwellings don't comply**  
**68% of single-family dwellings don't comply**



Excellent

Very good

Good



**Example from SWEDEN:  
Airtightness of air distribution systems**

# QUALICHeCK products and outcomes

- 2 booklets
- 3 global reports
- 2 source books
- 9 country reports
- 54 fact sheets
- 6 newsletters
- 16 webinars
- 4 conferences
- 4 focused technology workshops
- 9 national roadshows
- 3 special issues of REHVA Journal
- ...



[www.qualicheck-platform.eu](http://www.qualicheck-platform.eu)





# Source book on quality of the works



Aim:

To give guidance towards better frameworks for quality of the works

# Factsheets

Author  
Christoph Suttler (baubook GmbH, Austria), Susanne Geisler (OEGNB, Austria)

Technology All technologies	Aspect Compliant and easily accessible EPC input data	Country Austria
--------------------------------	--	--------------------

**baubook – EASILY ACCESSIBLE PRODUCT INFORMATION FOR EPC CALCULATION PROVIDED BY THE AUSTRIAN DATABASE**

Providing the necessary product data for calculating Energy Performance Certificates (EPCs) is one of the main purposes of the Austrian baubook database. In addition, Life Cycle Assessment (LCA) data and other information about building products are included into the database to facilitate the holistic evaluation of buildings and building components as part of voluntary Sustainable Building Assessment Schemes. This fact sheet presents the baubook database and its functionalities; it provides detailed information about the process to ensure quality of data that can be used as input data for various calculation procedures.

Residential buildings §2	Non-residential buildings §2	Specific buildings: —
New buildings §2	Existing buildings §2	

**Context**

Since 2008, the online product database baubook has offered easily accessible input data needed for the calculation of EPCs (Energy Performance Certificates) according to the Energy Performance of Buildings Directive 2010/31/EU (EPBD) and for the voluntary assessment of the environmental impact of buildings in Austria<sup>1</sup>. The product data are declared by the manufacturer. Prior to publication, all information is checked by qualified persons. In order to ensure highest accessibility, the data are transferred to EPC software programs which are approved for calculating and issuing EPCs in Austria, but also to other software programs and platforms applied for voluntary building assessments.

The data necessary for the calculation of building energy performance are expanded by additional product information about the ecological performance (Life Cycle Assessment (LCA) data, indoor quality data, ...) and technical adjectives. Thus, baubook provides a central product database, containing ecological and energy-related data, and the basic data required to calculate EPC and LCA for buildings. This makes it useful for architects, consultants, developers and construction industry managers looking for tools assisting them in planning and building energy-efficient and ecological buildings.

**Regulatory background**

In Austria, the regulatory background for EPCs is defined by the nine federal provinces because the EPBD is transposed and implemented on the regional level. Thanks to coordination between the federal provinces, the method for calculating EPCs is harmonised to a high degree, though not identical [3, 4]. Declaration of EPC input data for products is based on European Standards, but there are still Austrian standards [5, 6, 7] which have to be considered. Therefore, product information and test certificates developed for other countries cannot be used in all cases in Austria, but have to be issued once again taking into account specific Austrian requirements. This poses an economic challenge especially for small markets such as the Austrian one.

<sup>1</sup> <http://www.baubook.info> and <http://www.baubook.info/2016-edition-2> (new: English version) (retrieved on 16.8.2016)

What is a factsheet?

Short document on a specific topic

# Fact Sheets by topic

TECHNOLOGIES	Transmission Characteristics	Ventilation and Airtightness	Sustainable Summer Comfort Technologies	Renewables in Multi-Energy Systems
ASPECTS				
Status on the Ground	X	X	X	X
Compliant and Easily Accessible EPC Input Data	X	X	X	X
Quality of the Works	X	X	X	X
Compliance Frameworks	X	X	X	X



International Energy Agency

**Towards compliant building airtightness  
and ventilation systems  
AIVC Contributed Report 16**

**Energy in Buildings and Communities Programme  
June 2017**



This report was produced in collaboration with 



Building regulations can foster quality management — the French example on building airtightness	1
French voluntary scheme for harmonised publication of ventilation product data	11
Voluntary scheme and database for compliant and easily accessible EPC product input data in Belgium	18
Regulatory compliance checks of residential ventilation systems in France	27
Building airtightness in France — regulatory context, control procedures, results	34
AMA – General material and workmanship specifications	43
The Swedish Lågan programme for buildings with low energy use	47
The Swedish Sveby scheme – standardise and verify the energy performance of buildings	50
QUALICHECK Study Greece – Compliance with the reference values of the technical directives	55
Quality framework for reliable fan pressurisation tests	60
The Austrian building certification system IBO OEKOPASS	64
Voluntary Green Building assessment paves the way for better as-built quality	75

Critical situations on the construction site and ideas for quality assurance procedures: The German perspective	90
Building air leakage rate in energy calculation and compliance procedures	97
Selecting EPC input data for HVAC systems: a series of French guidance sheets	105
baubook – easily accessible product information for EPC calculation provided by the Austrian database	113
The quality assurance system of the German reconstruction loan corporation (KfW) in the field of energy-efficient construction and retrofitting (residential buildings)	119
The Effinergie approach to ease transitions to new regulatory requirements	130
Belgium/Flemish Region control and penalty scheme of the energy performance legislation: checking procedure and fines	135
European certification of HVAC products can provide EPC input data	143
Ductwork airtightness in France: regulatory context, control procedures, results	149
Belgian/Flemisch evaluation scheme for ventilation systems	156
Certification of experts for the issuance of EPCs in Sweden	164

*Author*

Sandrine Charrier (Cerema), Adeline Bailly (Cerema), François Rémi Carrié (ICEE)

<i>Technology</i> Ventilation and airtightness	<i>Aspect</i> Compliance frameworks	<i>Country</i> France
---	--	--------------------------

## **BUILDING AIRTIGHTNESS IN FRANCE: REGULATORY CONTEXT, CONTROL PROCEDURES, RESULTS**

*Since 2006, there has been a significant reward in the French energy regulations for good airtightness, which has been combined with a minimum requirement for residential buildings in the 2012 version of the regulation. Airtightness test results show that the average building airtightness performance has improved by nearly 50% in single- and multi-family buildings since 2006 and now stabilises below the minimum requirements around  $q_{50} = 2.8 \text{ m}^3/\text{h}$  per  $\text{m}^2$  of envelope area, excluding lowest floor (or about  $n_{50} = 1.8 \text{ h}^{-1}$ ).*

	Minimum requirement	Possible values in case of Quality Management (QM) approach (multiples of 0,1 m <sup>3</sup> /h/m <sup>2</sup> )	Default value
Single-family buildings	0.6 (3.2)	0.3-0.6 (1.6-3.2)	
Multi-family buildings	1.0 (5.4)	0.3-1.0 (1.6-5.4)	
Non-residential buildings		0.3-1.7 (1.6-9.2) or 0.3-3.0 (1.6-16.2) depending on building type (QM no longer applicable as of July 2015)	1.7 (9.2) or 3.0 (16.2) depending on building type

Table 1: Airtightness levels in the 2012 French regulation in m<sup>3</sup>/h per m<sup>2</sup> of envelope surface area at 4 Pa. Approximate corresponding values at 50 Pa are shown in parenthesis.

**OPTION 1: systematic test by certified tester**

**OPTION 2: Quality management approach (see other factsheet)**

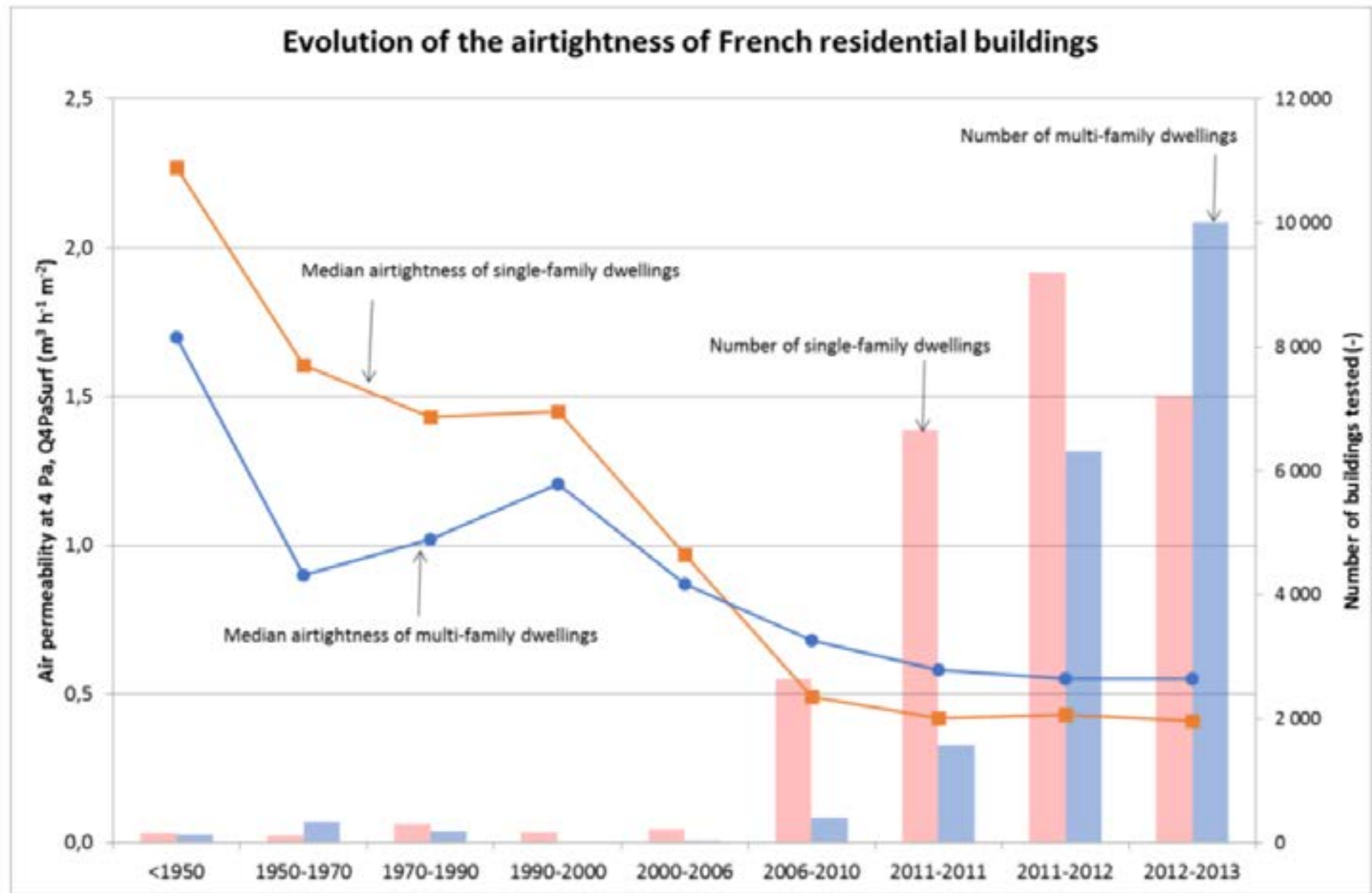


Figure 1: Specific building air leakage rate at 4 Pa performance depending on the construction year of measured buildings

## Authors

François Rémi Carrié (ICEE) and Sandrine Charrier (CEREMA)

Technology Ventilation and airtightness	Aspect Quality of the works	Country France
--	--------------------------------	-------------------

## **BUILDING REGULATIONS CAN FOSTER QUALITY MANAGEMENT: THE FRENCH EXAMPLE ON BUILDING AIRTIGHTNESS**

*The French regulation includes an alternative route to systematic building airtightness testing to justify for a given airtightness level. This route was developed to push professionals to revisit their methods for implementing building airtightness solutions and to include specific quality requirements. At the end of 2014, 81 such quality management approaches have been approved representing a production of about 15.500 buildings per year.*

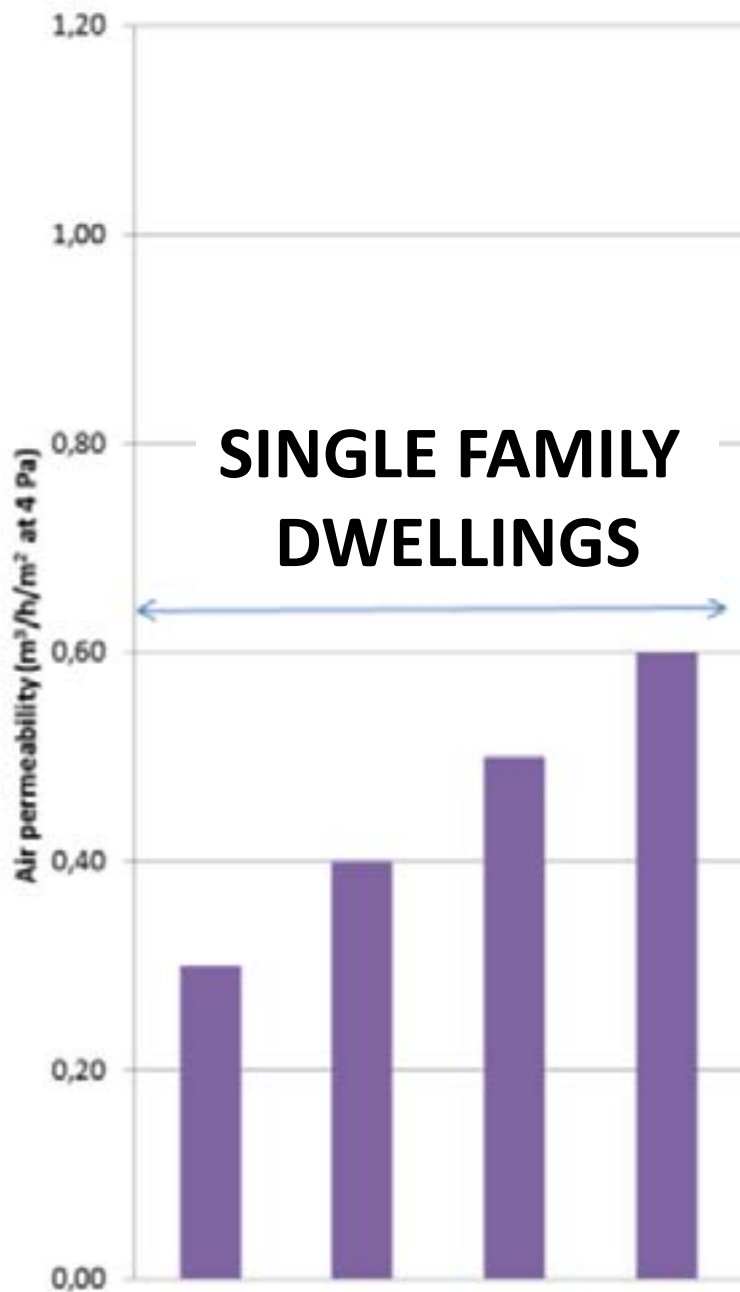
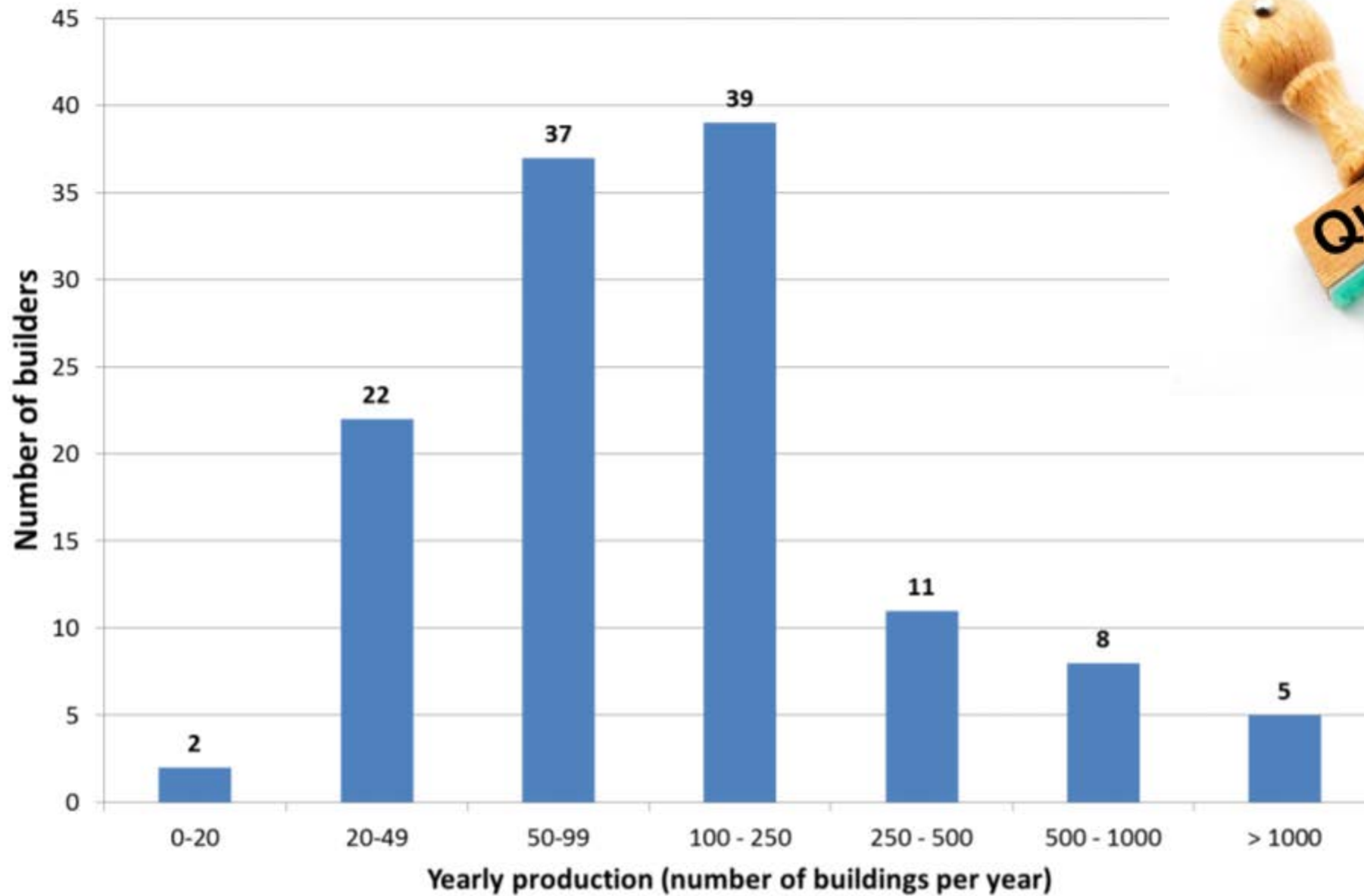


Figure 1: Possible values of maximum air permeability guaranteed by the applicant in single-family dwellings and multi-family buildings.



Type of buildings	Production	Sample size
Single-family dwellings	$N_{\text{prod}} \leq 500$	$N_{\text{tests}} = 5 + 10 \% N_{\text{prod}}$
	$N_{\text{prod}} > 500$	$N_{\text{tests}} = 55 + 5 \% (N_{\text{prod}} - 500)$
Other buildings	$N_{\text{prod}} \leq 50$	$N_{\text{tests}} = 30 \% N_{\text{prod}}$
	$N_{\text{prod}} > 50$	$N_{\text{tests}} = 15 + 15 \% (N_{\text{prod}} - 50)$

Table 2: Minimum sample size for the QM approach in the 2012 French regulation



*Figure 1: Distribution of builders applying the approach according to their yearly production*

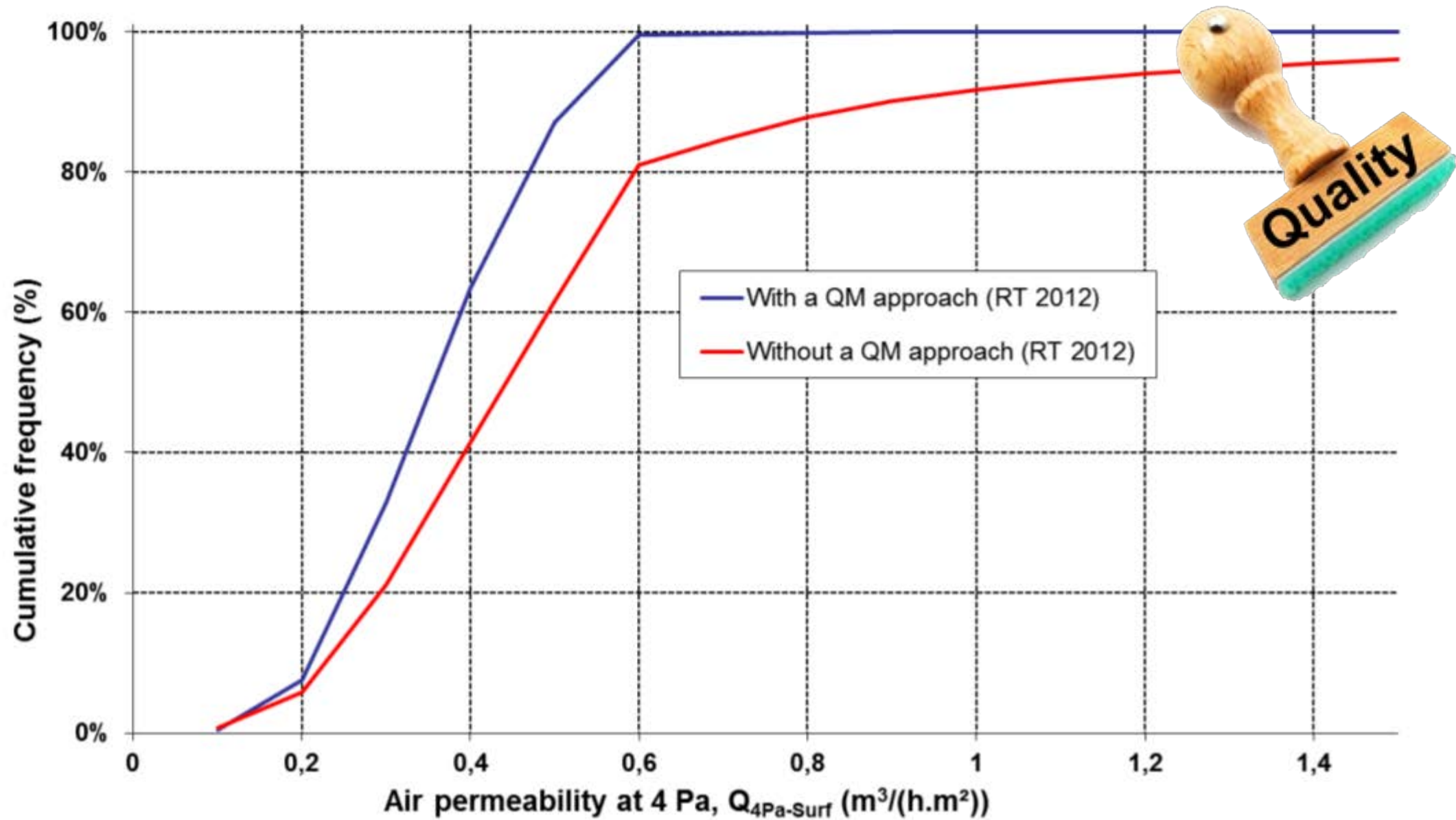


Figure 5: Distribution of measured airtightness of houses with and without implementation of a certified QM approach.

<b>Level of complexity</b> (dark orange = simplest)	Dark orange	Light orange	White	Light grey	Dark grey
<b>Potential for replication</b> (dark orange = best)	Dark grey	Light grey	White	Light orange	Dark orange

**Prerequisite:**  
Substantial reward for good airtightness in EP calculation



Hints	Pitfalls
<ul style="list-style-type: none"> <li>✓ Stress the benefits of QM approaches to secure airtightness level and comply with the regulation among stakeholders</li> <li>✓ Discuss options with stakeholders</li> <li>✓ Progressively increase QM requirements</li> <li>✓ Ensure fair evaluation of the applications</li> <li>✓ Conduct in situ controls</li> <li>✓ Carefully estimate the minimum size of the sample to be measured</li> </ul>	<ul style="list-style-type: none"> <li>✓ Resources for examining applications</li> <li>✓ Proof of application of standard drawings is not sufficient, some measurements must be done</li> </ul>

*Table 5: Overall hints and pitfalls to avoid when developing such an approach*

Authors

François Durier (CETIAT), Laure Mouradian (CETIAT), Fabrice Lamarre (Uniclimate)

Technology Ventilation and air tightness	Aspect Compliant and easily accessible EPC input data	Country France
---	---	-------------------

## FRENCH VOLUNTARY SCHEME FOR HARMONISED PUBLICATION OF VENTILATION PRODUCT DATA

*A voluntary scheme defining the data to be announced in the product documentation has been launched in 2012 by Uniclimate, the French association of ventilation product manufacturers. It ensures that product characteristics are provided under a harmonised form (same physical quantity, unit and assessment method), and facilitates access to relevant input data for the energy performance calculation of a building. The scheme contributes to enhancing the compliance of published data.*

Author

Samuel Caillou (BBRI)

<p>Technology</p> <p>Ventilation and airtightness; Transmission characteristics; Sustainable summer comfort</p>	<p>Aspect</p> <p>Compliant and easily accessible EPC input data</p>	<p>Country</p> <p>Belgium</p>
---	---	-------------------------------

## **VOLUNTARY SCHEME AND DATABASE FOR COMPLIANT AND EASILY ACCESSIBLE EPC PRODUCT INPUT DATA IN BELGIUM**

*The “EPB product database” in Belgium is an effective scheme to improve the compliance and easy access to product characteristics used as input data for the Energy Performance Certificate (EPC) calculation. The acceptance of this scheme by the market has been successful for many years. The present factsheet explains this Belgian scheme and tries to identify the reasons for its success and the prerequisites for the implementation of similar schemes in other countries.*

*Author*

François Rémi Carrié (ICEE), Sandrine Charrier (CEREMA) and Adeline Bailly (CEREMA)

<i>Technology</i> Ventilation and airtightness	<i>Aspect</i> Compliance frameworks	<i>Country</i> France
---	--	--------------------------

## **REGULATORY COMPLIANCE CHECKS OF RESIDENTIAL VENTILATION SYSTEMS IN FRANCE**

*Regulatory compliance checks on samples of residential ventilation systems are operational in France. The analysis of their results shows a significant rate of non-compliance with the ventilation regulation (rate on the order of 50%).*

Total number of non-compliant items or defects observed: **1246**

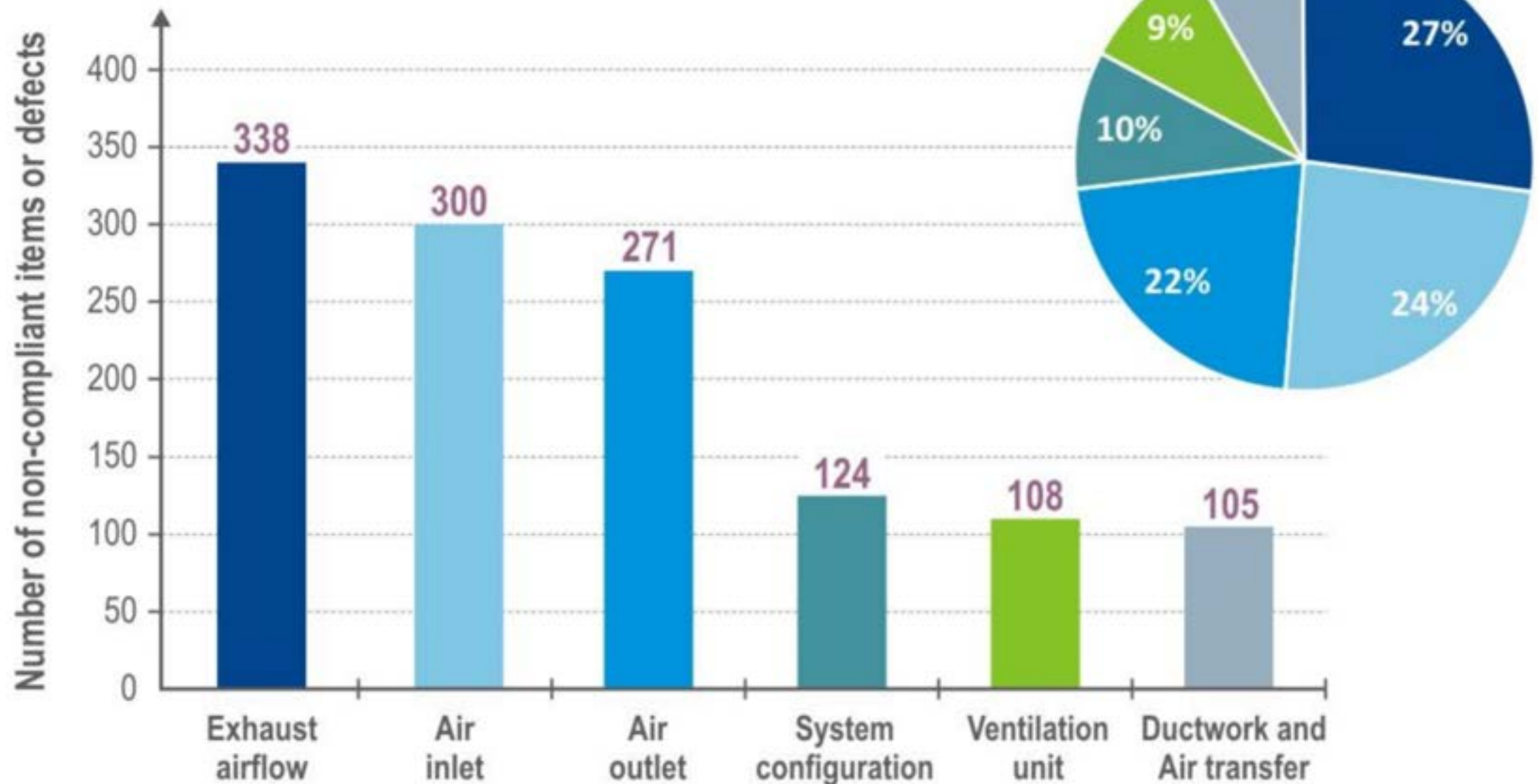


Figure 1: Number of non-compliance or defects per category in a sample of 1287 dwellings, see Jobert and collaborators (2012, 2013)

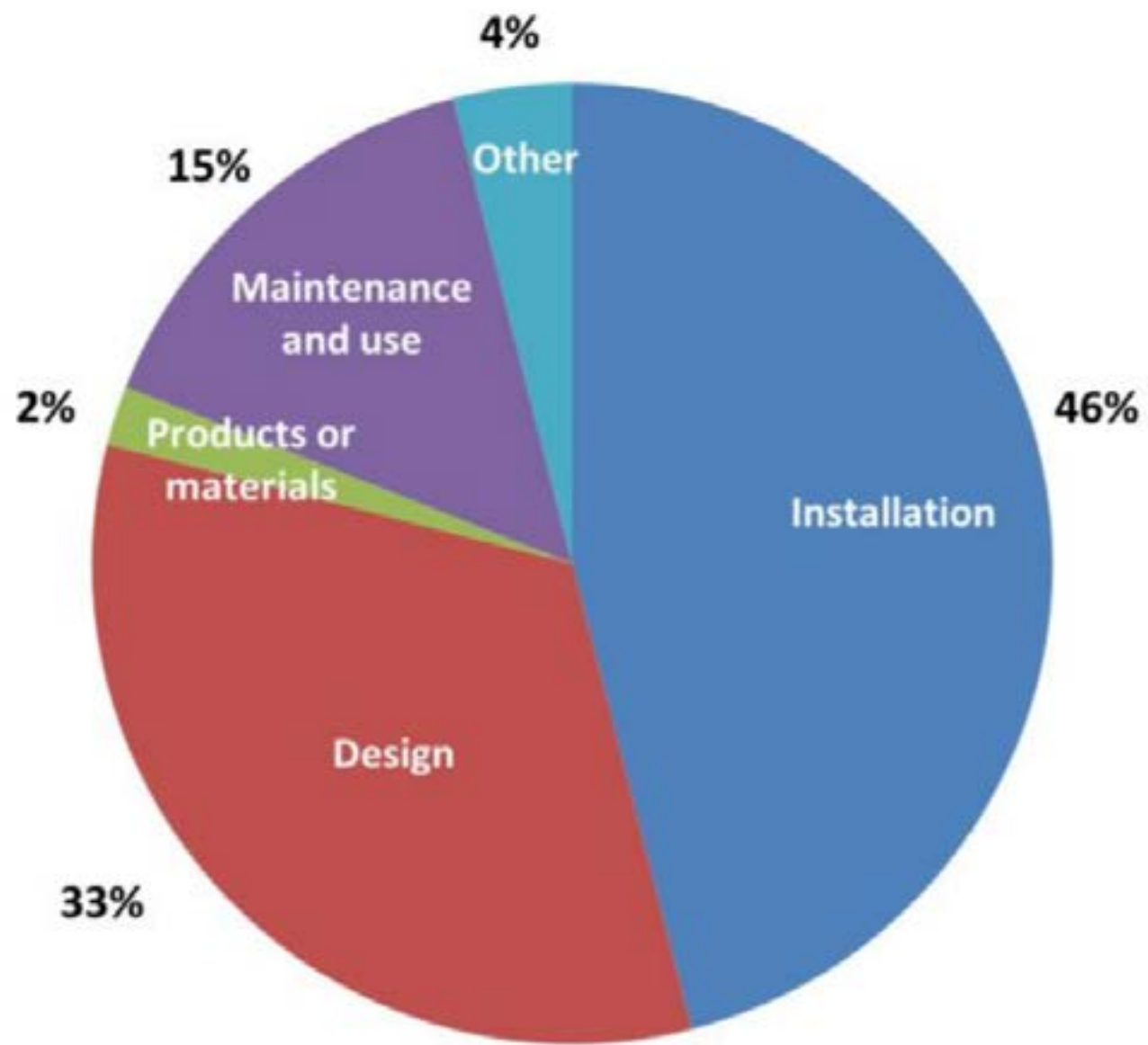


Figure 2: Origin of defects observed in residential ventilation systems in France (Sycodes, 2012)

Authors

Samuel Caillou, Paul Van den Bossche (BBRI)

Technology Ventilation	Aspect Compliance frameworks	Country Belgium
---------------------------	---------------------------------	--------------------

## BELGIAN/FLEMISH EVALUATION SCHEME FOR VENTILATION SYSTEMS

*Since many years, several monitoring studies have shown that the quality and compliance of installed ventilation systems can be low. The recently developed Evaluation scheme in Belgium tries to tackle this problem, thanks to the mandatory Ventilation Performance Report of all new ventilation installations, to be delivered by a Ventilation Reporter recognised by a Third-Party control organisation. This factsheet describes the approach of this scheme, including the penalty scheme and the role of the actors involved.*

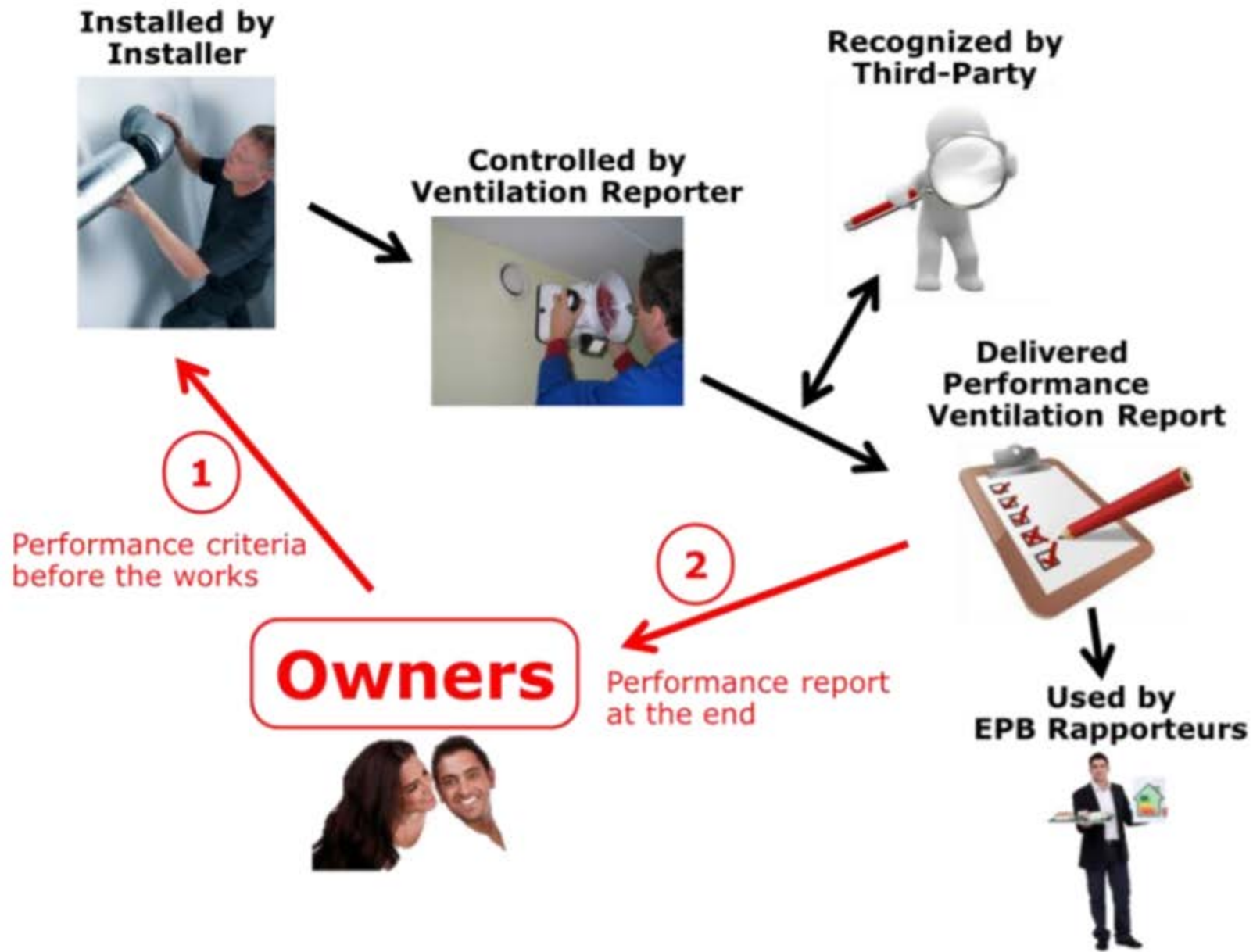


Figure 1: Principles of the evaluation scheme for ventilation in Belgium

# Quality frameworks in Flemish Region( Belgium)

- **Insulation of existing cavity walls**
  - Operational since July 2012
  - About 90.000 buildings done since then
- **Internal insulation of external walls**
  - Only by “competent” contractors
- **External insulation**
  - In preparation

**DRIVER: SUBSIDIES**

- **Building airtightness**
  - For new buildings since January 2015
  - If not done in quality framework: use of default value
- **Residential ventilation**
  - For building permits after January 1 2016
  - If not done in quality framework: air flow rate = 0 m<sup>3</sup>/h

**DRIVER: ENERGY LEGISLATION**

# Practical information on airtightness and ventilation quality frameworks

- Quality framework for building airtightness:

- About 3 years of experience



- Quality framework for residential ventilation:

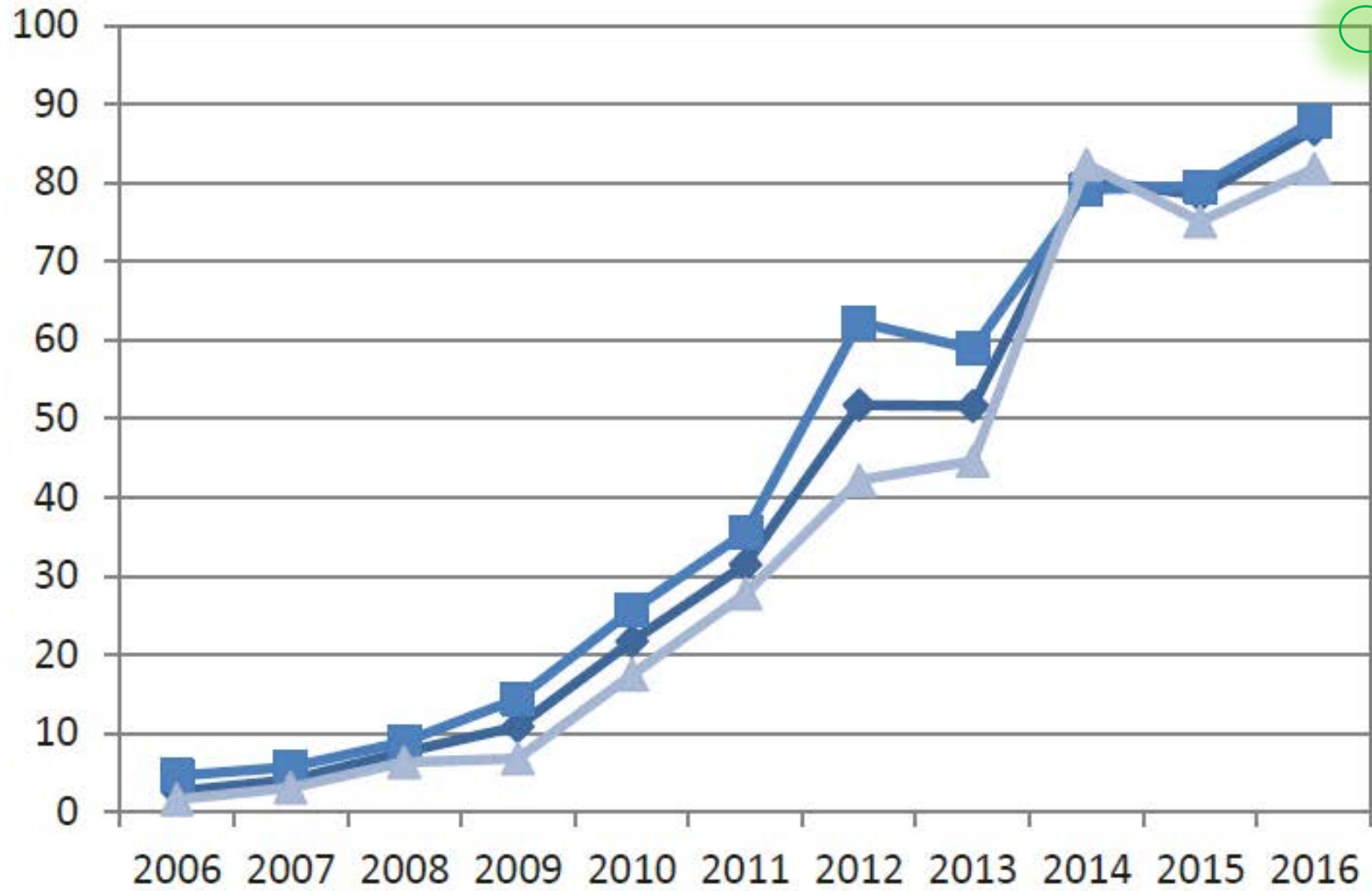
- For new buildings with building permit after January 2016
- In practice limited number of dossiers

# Quality framework for airtightness testing

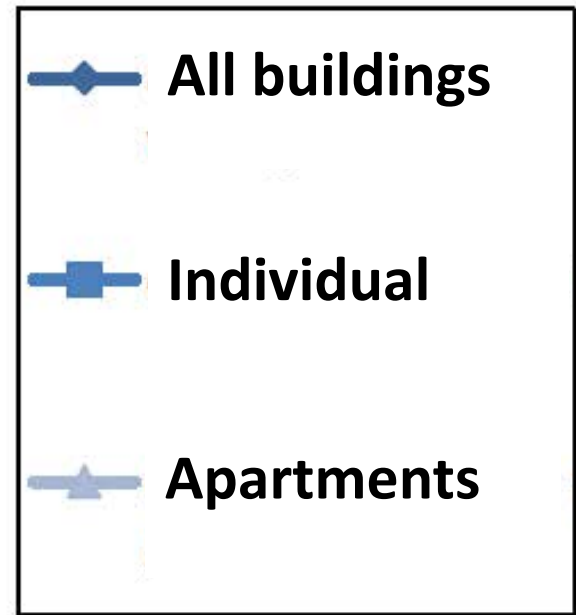
## Context:

- **NOT** mandatory
- BUT if done outside quality framework: use of default value
  - 12 m<sup>3</sup>/h.m<sup>2</sup> of building envelope
- In practice: will become standard practice with increasing requirements on energy efficiency
  - See next slide

**% of new buildings tested  
in quality framework**



**Year of building permit**



# Who can do a test?

- **No requirement of independence**
  - Contractor can test his own building
  
- **Proof of competence:**
  - Theoretical exam
  - Practical exam



# Control by third party organisation



- **Desktop checks**

- **10 %** of submitted reports are checked

- **In situ checks**

- **10 %** of tests are checked on-site

- Or during the test itself

- Appropriate equipment? Preparation of building? Testing and reporting

- Or after test (based on SMS message)

- Is there a reliable reporting?

# SMS procedure

- **SMS 1:** If airtightness tester believes a test is possible:
  - SMS 1: dossier number + estimated time of finishing test
- **SMS 2:** If test is finalised:
  - SMS 2: measured result
- BCCA actions in case on-site check are the requirements:
  - Within 5 minutes: an SMS indicating that an inspector will come on site
  - Within 20 minutes: inspector must be on-site



# Desktop checks – BCCA statistics for 2017

- About 6.200 buildings tested
- How many checks: **10,1% of reports** (631 checks)
- At least one check for each testing company : 152 companies were checked (**100%**)



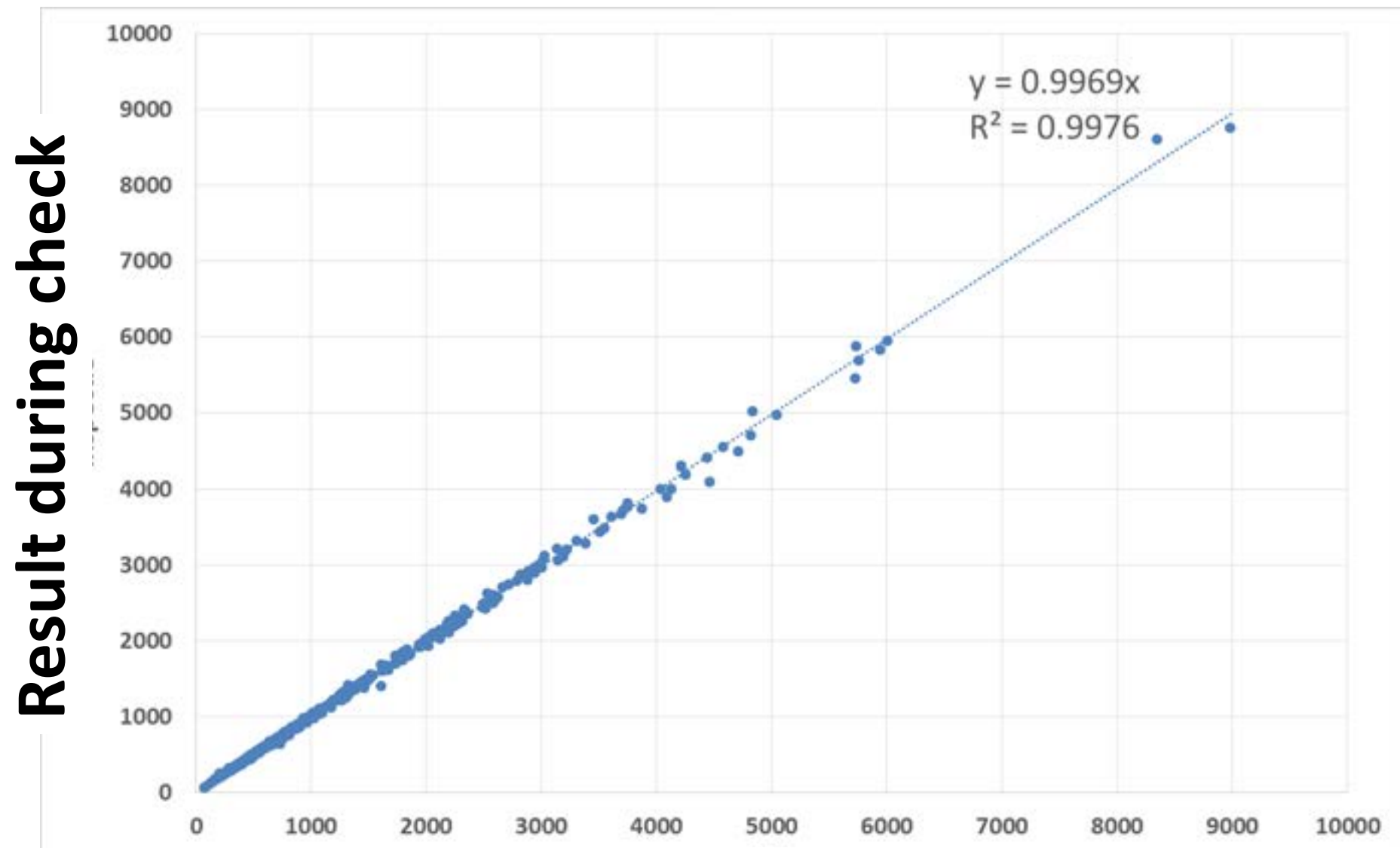
# In situ checks – BCCA statistics for 2017



- Checks: **10,2% of reports** (634 inspections)
    - 66% after sending of SMS
    - Also during weekend
  - **Duration of inspection?**
    - Average duration of inspection: 21,5 minutes
    - Average waiting time for inspection to arrive: 2,8 min
- Since 10% of tests are checked: average time 'loss': about 2.5 minutes



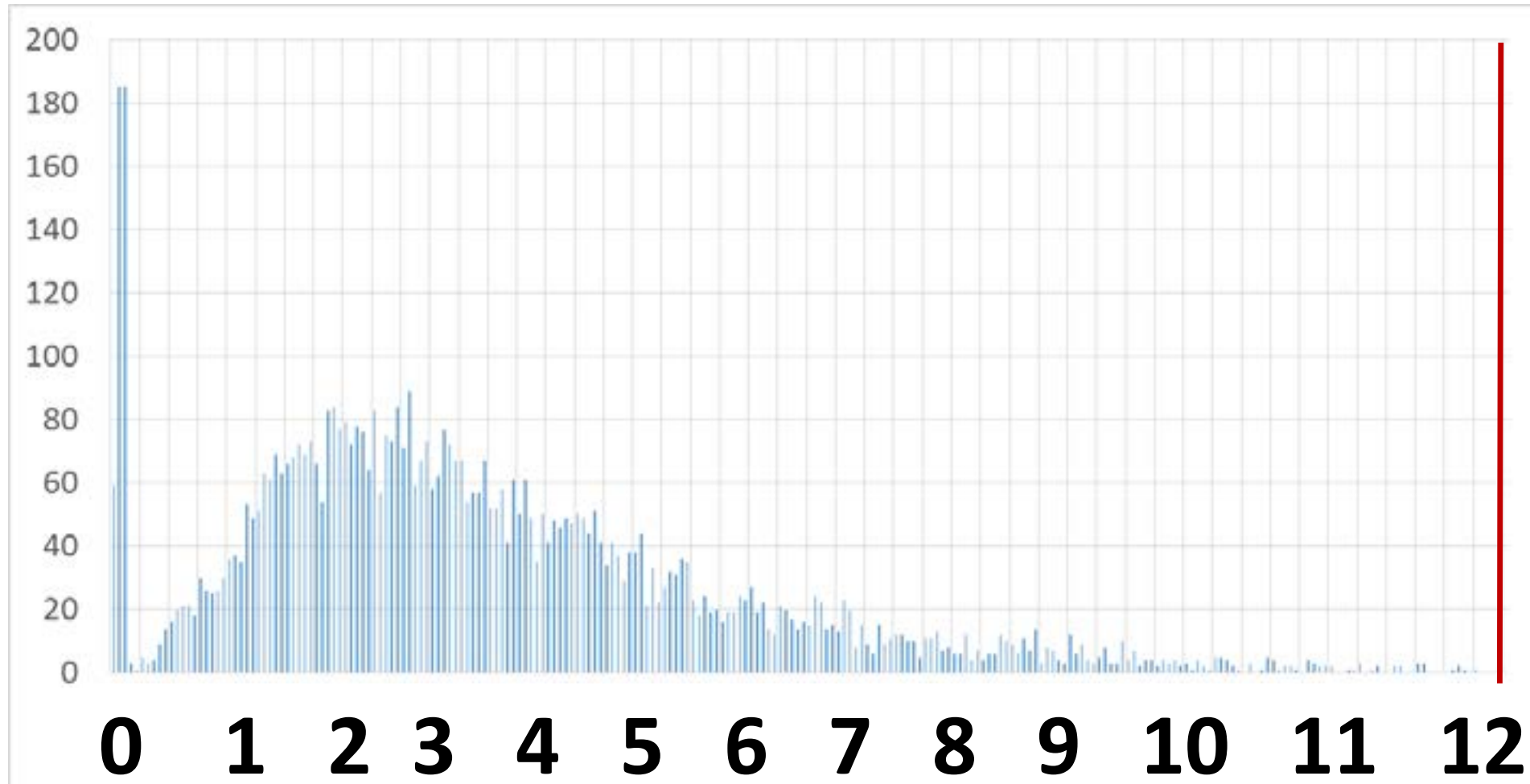
# In situ checks – statistics 2017 – 634 inspections



**What did they declare in the SMS message?**

# In situ checks – statistics 2017

Distribution of results ( $\text{m}^3/\text{h}\cdot\text{m}^2$  at 50 Pa)



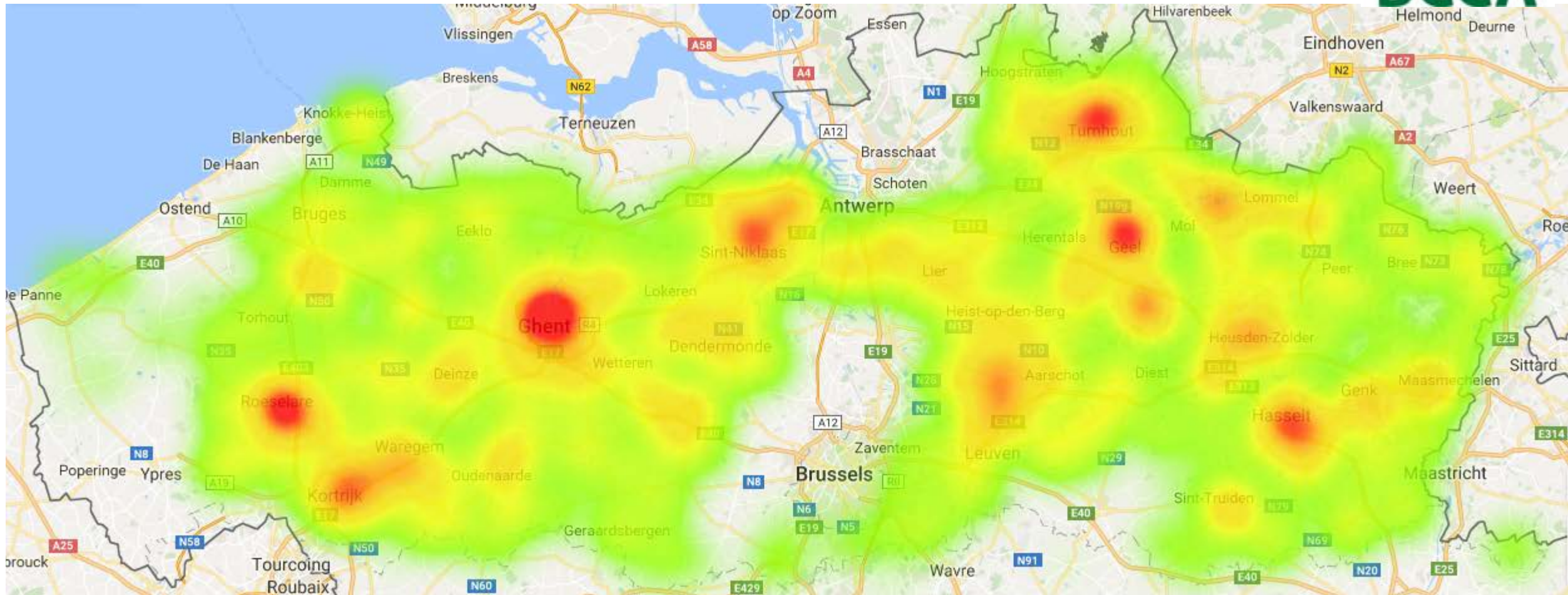


# In situ checks – statistics 2017

## Location of airtightness testing



**BCCA**

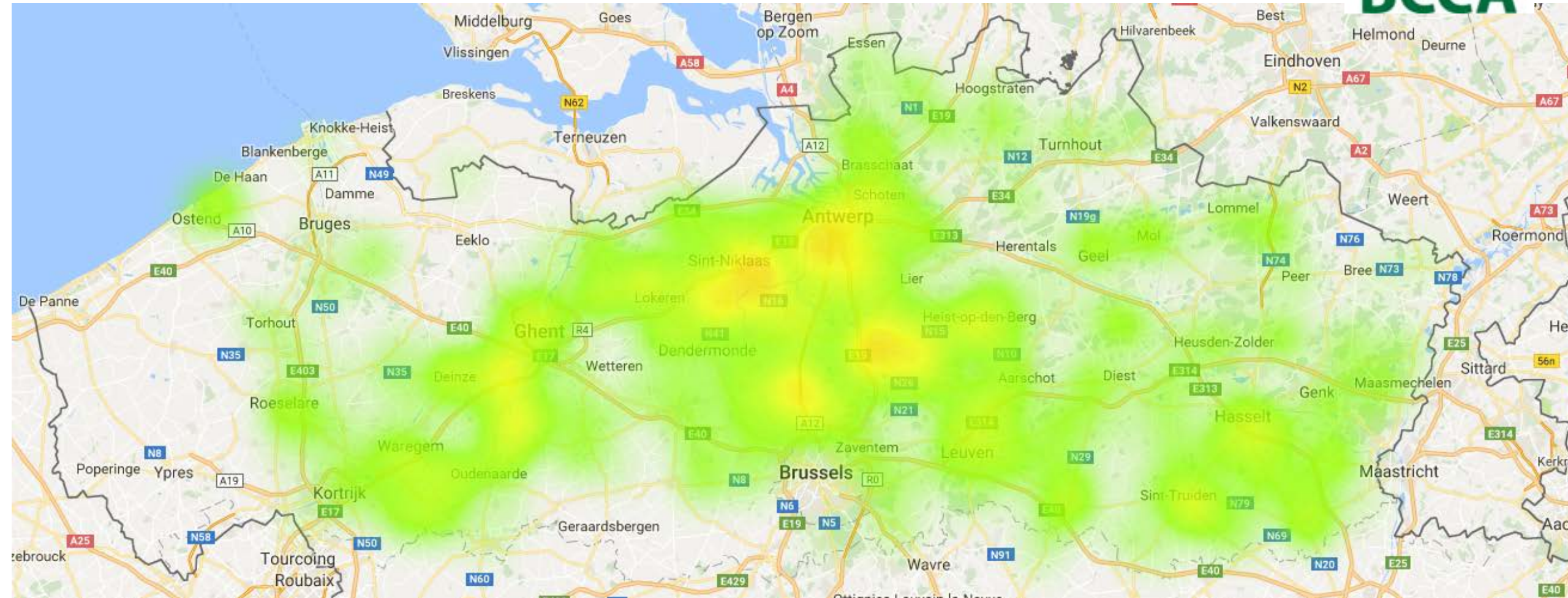


# In situ checks – statistics 2017

## Location of in situ checks



**BCCA**



# Characteristics Flemish **VENTILATION** quality framework

- Mandatory scheme in context of requirements for new buildings
- Major elements:
  - **“Competent” person(s)** must execute a number of activities
    - Ventilation pre-design concept
      - Major objective: inform the building owner
    - Ventilation performance report
      - Declaration of performances of ventilation system
  - **Desktop checks** – 10%
  - **In situ tests** – 10%

# Competence: Online exams



	# of persons
<b>Coordinator</b>	<b>686</b>
<b>Designer</b>	<b>800</b>
<b>Rapporteur supply openings</b>	<b>737</b>
<b>Rapporteur transfer openings</b>	<b>999</b>
<b>Rapporteur exhaust openings</b>	<b>648</b>
<b>Rapporteur mechanical ventilation</b>	<b>784</b>

## Competence: Practical tests

Rapporteur mechanical ventilation: about 350 persons

# Conclusions

- It is not evident to assume that:
  - everybody is following the regulations
  - Everybody reports correctly
- There are various interesting approaches for achieving better compliance

