


Sheathing Installation Practices


Brett T. Fagan, P.E.
Building Diagnostics, Inc.

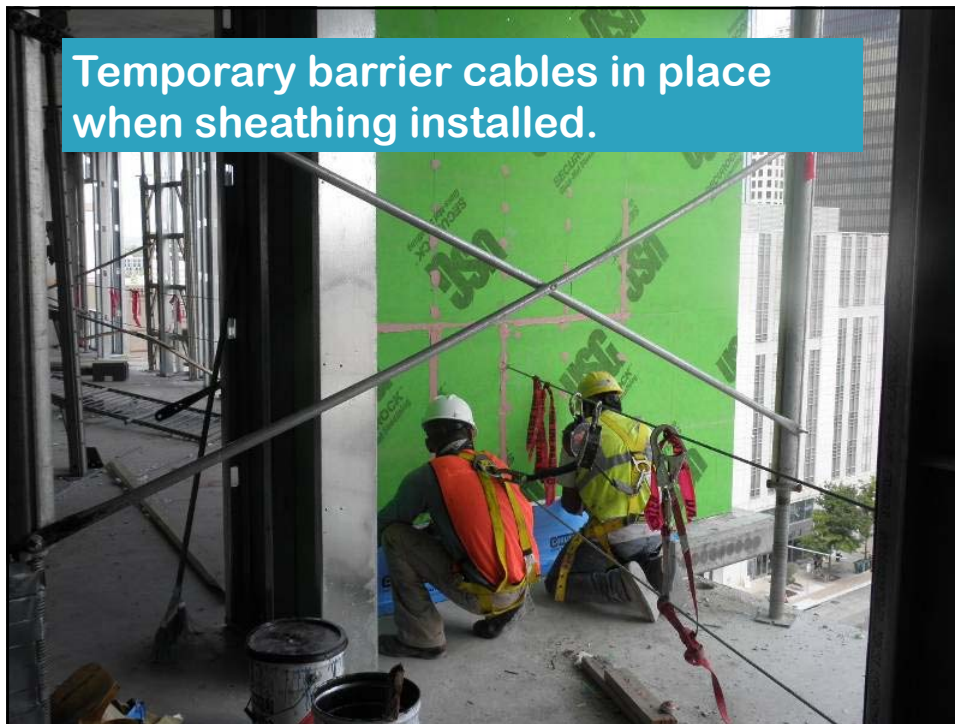
Multi-family Sheathing




- ▶ Joints at windows
- ▶ Panel width and depth
- ▶ Building corners
- ▶ Balconies







Temporary barrier cables in place when sheathing installed.



Sheathing damage after installation.

Recommendations

- ▶ Develop guidelines for sheathing installation as a foundation for air barriers.
- ▶ Develop manufacturer details for sheathing offsets and large gaps.
- ▶ Specify the expected joint layout pattern
- ▶ Design penetrations and transitions.
- ▶ Specify repair procedures for temporary equipment attachment and damage during construction.

Thank you!

Brett T. Fagan, P.E.
Building Diagnostics, Inc.

